



GULF SOUTH SUPPLY INC
 7721 AIRLINE DRIVE
 HOUSTON, TEXAS 77037
 PHONE 281-445-8077
 GSS-90
 0704
 FAX 281-445-8557



BRONZE WATER METERS

THREADED BRONZE WATER METERS

MAX. WORKING PRESSURE IS 150 PSI.-----BRONZE MAIN CASE
 MAX. WORKING TEMPERATURE IS 120 F.-----REGISTERS IN U.S. GALLONS
METER INCLUDES ONE PAIR OF THREADED METER COUPLINGS.

<u>PART NUMBER</u>	<u>METER SIZE</u>	<u>GPM FLOW</u>	<u>METER LENGTH WITHOUT COUPLINGS</u>
MJ05-5AA-AAA-2	3/4"	1/4 THRU 20	7-1/2"
MJ09-1AA-AAA-2	1"	3/4 THRU 50	10-3/4"
MJ10-1AA-AAA-2	1-1/2"	1.5 THRU 100	12-5/8"
MJ12-1AA-AAA-2	2"	2 THRU 160	15-1/4"

BRONZE METER COUPLINGS ONLY

<u>SIZE</u>
3/4"-----
1"-----
1-1/2"-----
2"-----

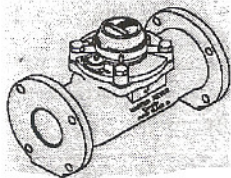
CAST IRON (FLANGED) WATER METERS

CAST IRON TURBINE METERS

CAST IRON MAIN CASE---ROUND FLANGED ENDS
 COLD WATER METERS-----REGISTERS IN U.S. GALLONS

SPECIAL NOTE---ORDER FLANGES SEPARATELY.

<u>MODEL</u>	<u>METER SIZE</u>	<u>GPM FLOW</u>	<u>METER LENGTH</u>
WMT2-01	2" FLANGED	4 THRU 200	7-3/4"
WMT3-01	3" FLANGED	5 THRU 400	9"
WMT4-01	4" FLANGED	9 THRU 1000	9-1/2"
WMT6-01	6" FLANGED	25 THRU 2300	11-5/8"



BRONZE (FLANGED) WATER METERS


MMT COLD WATER TURBINE METERS
BRONZE MAIN CASE

2 INCH METER HAS ELLIPTICAL FLANGED ENDS.
 3", 4", 6", & 8 INCH METERS HAVE ROUND FLANGED ENDS.
 REGISTERS IN U.S. GALLONS----MAX. WORKING TEMPERATURE IS 120 F.
 MAX. WORKING PRESSURE IS 220 PSI

SPECIAL NOTE-----ORDER FLANGES SEPARATELY

<u>STYLE</u>	<u>METER SIZE</u>	<u>GPM FLOW</u>	<u>LAYING</u> <u>LENGTH</u>
MMT2-01----	2" ELLIPTICAL----	4 THRU 200-----	10"-----
** FLANGED (SEE PRICE BELOW FOR 2" BRONZE ELLIPTICAL FLANGES)			
MMT3-01----	3" FLANGED-----	5 THRU 400-----	12"-----
MMT4-01----	4" FLANGED-----	9 THRU 1000-----	14"-----
MMT5-01----	6" FLANGED-----	25 THRU 2300-----	18"-----
MMT6-01----	8" FLANGED-----	35 THRU 2700-----	20"-----

** NET PRICE OF 1 PAIR OF 2" BRASS ELLIPTICAL (OVAL) FLANGES
 WITH BOLTS, NUTS, AND GASKETS-----



VALVE AND METER BOX

STANDARD RECTANGULAR VALVE AND METER BOX

DIMENSIONS----APPROXIMATELY 12" WIDTH X 12" HEIGHT X 17" LENGTH.
 INCLUDES SNAP-IN COVER WITH READER LID

PART NUMBER
 D-120ORB-----VALVE/METER BOX WITH READER LID-----


GULF SOUTH SUPPLY INC.
7721 AIRLINE DR.
HOUSTON, TEXAS 77037

GSS-90A
0602


PHONE 281-445-8077

FAX 281-445-8557

2" BRONZE MULTI-JET WATER METER WITH REMOTE LCD COUNTER WITH RESET



LCD Counters



Multi-jet Meter With Register Installed


2 INCH BRONZE WATER METER WITH REMOTE LCD COUNTER

PART NUMBER

MJ12-1CH-AAA-1-----TWO INCH BRONZE THREADED
MULTI-JET WATER METER WITH
ONE PAIR OF BRONZE METER
COUPLINGS SET UP FOR REMOTE
LCD COUNTER WITH RESET-----

912-100-KBR-----REMOTE LCD COUNTER WITH RESET.
SET UP FOR 1 GPC.
(COMES WITH 20 FEET OF WIRE)-----

(ADDITIONAL WIRE CAN BE PURCHASED SO THAT
LCD COUNTER CAN BE MOUNTED FARTHER AWAY
FROM WATER METER. REMOTE LCD COUNTER
CANNOT BE MOUNTED OVER 275 FEET AWAY FROM
WATER METER.)





BALL VALVE WITH LOCK OUT

FLAT-HEAD STYLE OF BALL VALVE WITH LOCK-OUT FEATURE.
TYPICALLY USED BEFORE A WATER METER TO LOCK-OUT SERVICE.
(AMERICAN MADE)

PART #

6101W-3/4-----BALL VALVE WITH LOCK-OUT-----
3/4" FEMALE NPT X 3/4" FEMALE NPT



WIRE BRUSH AND TUBING DOPE BRUSH

PART #

#11-----SHOE HANDLE WIRE BRUSH-----
#4-----TUBING DOPE BRUSH-----